


## (I) (a) Statement showing Shareholding Pattern

Name of the Company:		SWASTIK SAFE DEPOSIT AND INVESTMENTS LIMITED	
Scrip Code, Name of the scrip, class of security:		BSE- 501386 , DSE- 19283 ; SWASTIK SAFE DEPOSIT AND INVESTMENTS LIMITED ; Equity	
Quarter ended:		30.09.2015	
<b>Partly paid-up shares:</b>	<b>No. of partly paid-up shares</b>	<b>As a % of total no. of partly paid-up shares</b>	<b>As a % of total no. of shares of the company</b>
Held by Promoter / Promoter Group	0	0.00	0.00
Held by public	0	0.00	0.00
<b>Total</b>	<b>0</b>	<b>0.00</b>	<b>0.00</b>
<b>Outstanding convertible securities:</b>	<b>No. of outstanding securities</b>	<b>As a % of total No. of outstanding convertible securities</b>	<b>As a % of total no. of shares of the company, assuming full conversion of the convertible securities</b>
Held by Promoter / Promoter Group	0	0.00	0.00
Held by public	0	0.00	0.00
<b>Total</b>	<b>0</b>	<b>0.00</b>	<b>0.00</b>
<b>Warrants:</b>	<b>No. of warrants</b>	<b>As a % of total no. of warrants</b>	<b>As a % of total no. of shares of the company, assuming full conversion of warrants</b>
Held by Promoter / Promoter Group	0	0.00	0.00
Held by public	0	0.00	0.00
<b>Total</b>	<b>0</b>	<b>0.00</b>	<b>0.00</b>
<b>Total paid-up capital of the company assuming full conversion of warrants and convertible securities</b>		2,40,000 equity shares of Rs. 10/- each (Rs. 24,00,000/-)	


For The Swastik Safe Deposit &amp; Investments Limited



*J. P. Agarwal*


Jitesh Agarwal  
Company Secretary  
FCS-6890

Category Code	Category of shareholder	Number of shareholders	Total number of shares	Number of shares held in dematerialised form	Total shareholding as a percentage of total number of shares		Shares pledged or otherwise encumbered	
					As a percentage of (A+B)	As a percentage of (A+B+C)	Number of shares	As a percentage
(I)	(II)	(III)	(IV)	(V)	(VI)	(VII)	(VIII)	(IX) = (VIII)/(IV)*100
(A)	<b>Promoter and Promoter Group</b>							
1	<b>Indian</b>							
(a)	Individuals/Hindu Undivided Family	0	0	0	0.00	0.00	0	0.00
(b)	Central Government/State Government(s)	0	0	0	0.00	0.00	0	0.00
(c)	Bodies Corporate	1	178,535	0	74.39	74.39	0	0.00
(d)	Financial Institutions / Banks	0	0	0	0.00	0.00	0	0.00
(e)	Any Other (specify)	0	0	0	0.00	0.00	0	0.00
	<b>Sub Total (A)(1)</b>	<b>1</b>	<b>178,535</b>	<b>0</b>	<b>74.39</b>	<b>74.39</b>	<b>0</b>	<b>0.00</b>
2	<b>Foreign</b>							
(a)	Individuals (Non-Resident Individuals/ Foreign Individuals)	0	0	0	0.00	0.00	0	0.00
(b)	Bodies Corporate	0	0	0	0.00	0.00	0	0.00
(c)	Institutions	0	0	0	0.00	0.00	0	0.00
(d)	Qualified Foreign Investors	0	0	0	0.00	0.00	0	0.00
(e)	Any Other (specify)	0	0	0	0.00	0.00	0	0.00
	<b>Sub Total (A)(2)</b>	<b>0</b>	<b>0</b>	<b>0</b>	<b>0.00</b>	<b>0.00</b>	<b>0</b>	<b>0.00</b>
	<b>Total Shareholding of Promoter and Promoter Group (A)=(A)(1)+(A)(2)</b>	<b>1</b>	<b>178,535</b>	<b>0</b>	<b>74.39</b>	<b>74.39</b>	<b>0</b>	<b>0.00</b>
(B)	<b>Public shareholding</b>						NA	NA
1	<b>Institutions</b>						NA	NA
(a)	Mutual Funds/UTI	0	0	0	0.00	0.00	-	-
(b)	Financial Institutions / Banks	0	0	0	0.00	0.00	-	-
(c)	Central Government/State Government(s)	0	0	0	0.00	0.00	-	-
(d)	Venture Capital Funds	0	0	0	0.00	0.00	-	-
(e)	Insurance Companies	0	0	0	0.00	0.00	-	-
(f)	Foreign Institutional Investors	0	0	0	0.00	0.00	-	-
(g)	Foreign Venture Capital Investors	0	0	0	0.00	0.00	-	-
(h)	Qualified Foreign Investors	0	0	0	0.00	0.00	-	-
(i)	Any Other (specify)	0	0	0	0.00	0.00	-	-
	<b>Sub Total (B) (1)</b>	<b>0</b>	<b>0</b>	<b>0</b>	<b>0.00</b>	<b>0.00</b>		
2	<b>Non-institutions</b>						NA	NA
(a)	Bodies Corporate	3	4,349	0	1.81	1.81	-	-
(b) (i)	Individual shareholders holding nominal share capital up to Rs 1 Lakh	290	46,216	300	19.26	19.26	-	-
(b) (ii)	Individual shareholders holding nominal share capital in excess of Rs. 1 Lakh	1	10,900	0	4.54	4.54	-	-
(c)	Qualified Foreign Investors	0	0	0	0.00	0.00	-	-
(d)	Any Other (specify)	0	0	0	0.00	0.00	-	-
	<b>Sub Total (B)(2)</b>	<b>294</b>	<b>61,465</b>	<b>300</b>	<b>25.61</b>	<b>25.61</b>		
	<b>Total Public Shareholding Public Group (B)=(B)(1)+(B)(2)</b>	<b>294</b>	<b>61,465</b>	<b>300</b>	<b>25.61</b>	<b>25.61</b>	NA	NA
	<b>Total (A)+(B)</b>	<b>295</b>	<b>240,000</b>	<b>300</b>	<b>100.00</b>	<b>100.00</b>		
(C)	<b>Shares held by custodians and against which Depository Receipts have been issued</b>					NA	NA	NA
i	Promoter and Promoter group	0	0	0	0.00	0.00	0.00	0.00
ii	Public	0	0	0	0.00	0.00	0.00	0.00
	<b>Sub Total (C)</b>	<b>0</b>	<b>0</b>	<b>0</b>	<b>0.00</b>	<b>0.00</b>	<b>0.00</b>	<b>0.00</b>
	<b>GRAND TOTAL (A)+(B)+(C)</b>	<b>295</b>	<b>240,000</b>	<b>300</b>	<b>100.00</b>	<b>100.00</b>	<b>0.00</b>	<b>0.00</b>

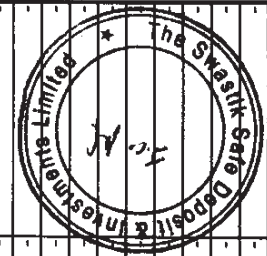


(I)(b) Statement showing holding of securities (including shares, warrants, convertible securities) of persons belonging to the category "Promoter and Promoter Group"

Sr. No.	Name of the shareholder	Details of Shares held		Encumbered shares		Details of warrants		Details of convertible securities		Total shares (including underlying shares assuming full conversion of warrants and convertible securities) as a % of diluted share capital	
		Number of shares held	As a % of grand total (A)+(B)+(C)	No.	As a percentage (VI)=(V)/(III)*100	As a % of grand total (A)+(B)+(C) of sub-clause (I)(a)	Number of warrants held	As a % total number of convertible securities of the same class	Number of convertible securities held		
(I)	(II)	(III)	(IV)	(V)	(VI)=(V)/(III)*100	(VII)	(VIII)	(IX)	(X)	(XI)	(XII)
1	Mr. Ajay G. Piramal	-	-	-	-	-	-	-	-	-	-
2	Dr. (Mrs.) Swati A. Piramal	-	-	-	-	-	-	-	-	-	-
3	Mr. Anand Piramal	-	-	-	-	-	-	-	-	-	-
4	Ms. Nandini Piramal	-	-	-	-	-	-	-	-	-	-
5	Mrs. Lalita G. Piramal	-	-	-	-	-	-	-	-	-	-
6	Mr. Peter DeYoung	-	-	-	-	-	-	-	-	-	-
7	Ms. Anya Piramal DeYoung	-	-	-	-	-	-	-	-	-	-
8	Master Dev Piramal DeYoung	-	-	-	-	-	-	-	-	-	-
9	Mr. Ajay G. Piramal (Karta of Ajay G Piramal HUF)	-	-	-	-	-	-	-	-	-	-
10	Mr. Ajay G. Piramal (Karta of Gopikishan Piramal HUF)	-	-	-	-	-	-	-	-	-	-
11	AASAN Developers & Constructions Pvt. Ltd	-	-	-	-	-	-	-	-	-	-
12	Adelwise Investments Pvt. Ltd.	-	-	-	-	-	-	-	-	-	-
13	Akshar Fincom Pvt. Ltd.	-	-	-	-	-	-	-	-	-	-
14	Alpex Holdings Pvt. Ltd.	-	-	-	-	-	-	-	-	-	-
15	Alpex InfraConstructions Pvt. Ltd.	-	-	-	-	-	-	-	-	-	-
16	Alpex Corporate Services Pvt. Ltd.	-	-	-	-	-	-	-	-	-	-
17	Cadeau Laboratories Pvt. Ltd.	-	-	-	-	-	-	-	-	-	-
18	Float Developers Pvt. Ltd.	-	-	-	-	-	-	-	-	-	-
19	Flashnet Info Solutions (India) Limited	-	-	-	-	-	-	-	-	-	-
20	Gerah Enterprises Pvt. Ltd.	-	-	-	-	-	-	-	-	-	-
21	Gerbe Developers Pvt. Ltd.	-	-	-	-	-	-	-	-	-	-
22	Glider Realtors Private Limited	-	-	-	-	-	-	-	-	-	-
23	India Venture Advisors Pvt. Ltd.	-	-	-	-	-	-	-	-	-	-
24	Kaivalya Education Foundation	-	-	-	-	-	-	-	-	-	-
25	Neptune Realtors Pvt. Ltd.	-	-	-	-	-	-	-	-	-	-
26	Nicholas Piramal Pharma Pvt. Ltd.	-	-	-	-	-	-	-	-	-	-
27	Nival Developers Pvt. Ltd.	-	-	-	-	-	-	-	-	-	-
28	PCE Developers Pvt. Ltd.	-	-	-	-	-	-	-	-	-	-
29	PDL Realty Pvt. Ltd	-	-	-	-	-	-	-	-	-	-
30	PDL Properties LLP	-	-	-	-	-	-	-	-	-	-
31	PEL Finhold Pvt. Ltd.	-	-	-	-	-	-	-	-	-	-
32	PEL Fininvest Pvt. Ltd.	-	-	-	-	-	-	-	-	-	-
33	PRL InfraConstructions & Developers Pvt. Ltd. (formerly known as PEL InfraConstructions & Developers Pvt. Ltd.)	-	-	-	-	-	-	-	-	-	-
34	PEL Management Services Pvt. Ltd.	-	-	-	-	-	-	-	-	-	-
35	PHL Fininvest Pvt. Ltd.	-	-	-	-	-	-	-	-	-	-



Sr. No.	Name of the shareholder	Details of Shares held		Encumbered shares		Details of warrants		Details of convertible securities		Total shares (including underlying shares assuming full conversion of warrants and convertible securities) as a % of diluted share capital	
		Number of shares held	As a % of grand total (A)+(B)+(C)	No.	As a percentage (VI)=(V)/(III)*100	As a % of grand total (A)+(B)+(C)	Number of warrants held	As a % total number of warrants of the same class	Number of convertible securities held		As a % total number of convertible securities of the same class
(I)	(II)	(III)	(IV)	(V)	(VI)=(V)/(III)*100	(VII)	(VIII)	(IX)	(X)	(XI)	(XII)
36	Piramal Advanced Systems Pvt. Ltd.	-	-	-	-	-	-	-	-	-	-
37	Piramal Aerospace Pvt. Ltd.	-	-	-	-	-	-	-	-	-	-
38	Piramal Aerostructures Pvt. Ltd.	-	-	-	-	-	-	-	-	-	-
39	Piramal Agriculture Pvt. Ltd.	-	-	-	-	-	-	-	-	-	-
40	Piramal Architects & Engineers Pvt. Ltd.	-	-	-	-	-	-	-	-	-	-
41	Piramal Auto Pvt. Ltd.	-	-	-	-	-	-	-	-	-	-
42	Piramal Biotech Pvt. Ltd.	-	-	-	-	-	-	-	-	-	-
43	Piramal Building Material and Cement Pvt. Ltd.	-	-	-	-	-	-	-	-	-	-
44	Piramal Chemtech and Fertilizers Pvt. Ltd.	-	-	-	-	-	-	-	-	-	-
45	Piramal Consumer Products Pvt. Ltd.	-	-	-	-	-	-	-	-	-	-
46	Piramal Commercial Estates LLP	-	-	-	-	-	-	-	-	-	-
47	Piramal Corporate Services Ltd.	178,535	74.39	0	0.00	0.00	0.00	0.00	0.00	0.00	178,535
48	Piramal Data Integrity Private Ltd.	-	-	-	-	-	-	-	-	-	-
49	Piramal Defence Equipments Pvt. Ltd.	-	-	-	-	-	-	-	-	-	-
50	Piramal Electrosystems Pvt. Ltd.	-	-	-	-	-	-	-	-	-	-
51	Piramal Enterprises Ltd.	-	-	-	-	-	-	-	-	-	-
52	Piramal Entertainment Pvt. Ltd.	-	-	-	-	-	-	-	-	-	-
53	Piramal Estates Pvt. Ltd.	-	-	-	-	-	-	-	-	-	-
54	Piramal e-Shopping Pvt. Ltd.	-	-	-	-	-	-	-	-	-	-
55	Piramal Finance Pvt. Ltd.	-	-	-	-	-	-	-	-	-	-
56	Piramal Flight Systems Pvt. Ltd.	-	-	-	-	-	-	-	-	-	-
57	Piramal Forging Pvt. Ltd.	-	-	-	-	-	-	-	-	-	-
58	Piramal Foundation for Education Leadership	-	-	-	-	-	-	-	-	-	-
59	Piramal Fund Management Pvt. Ltd.	-	-	-	-	-	-	-	-	-	-
60	Piramal Glass Ltd.	-	-	-	-	-	-	-	-	-	-
61	Piramal Healthcare Foundation	-	-	-	-	-	-	-	-	-	-
62	Piramal Higher Education Pvt. Ltd.	-	-	-	-	-	-	-	-	-	-
63	Piramal Hospitality Pvt. Ltd.	-	-	-	-	-	-	-	-	-	-
64	Piramal International Consultants Pvt. Ltd.	-	-	-	-	-	-	-	-	-	-
65	Piramal Investment Advisory Services Pvt. Ltd.	-	-	-	-	-	-	-	-	-	-
66	Piramal Management Services Pvt. Ltd.	-	-	-	-	-	-	-	-	-	-
67	Piramal Media Pvt. Ltd.	-	-	-	-	-	-	-	-	-	-
68	Piramal Metals Pvt. Ltd.	-	-	-	-	-	-	-	-	-	-
69	Piramal Natural Resources Pvt. Ltd.	-	-	-	-	-	-	-	-	-	-
70	Piramal Offshore Pvt. Ltd.	-	-	-	-	-	-	-	-	-	-
71	Piramal Oil & Gas Pvt. Ltd.	-	-	-	-	-	-	-	-	-	-
72	Piramal Packaging Pvt. Ltd.	-	-	-	-	-	-	-	-	-	-
73	Piramal Phytocare Ltd.	-	-	-	-	-	-	-	-	-	-
74	Piramal Projects & Constructions Pvt. Ltd.	-	-	-	-	-	-	-	-	-	-
75	Piramal Realty Pvt. Ltd.	-	-	-	-	-	-	-	-	-	-
76	Piramal Retail Pvt. Ltd.	-	-	-	-	-	-	-	-	-	-



Sr. No.	Name of the shareholder	Details of Shares held		Encumbered shares		Details of warrants		Details of convertible securities		Total shares (including underlying shares assuming full conversion of warrants and convertible securities) as a % of diluted share capital
		Number of shares held	As a % of grand total (A)+(B)+(C)	No.	As a percentage (VI)=(V)/(III)*100	Number of warrants held	As a % total number of warrants of the same class	Number of convertible securities held	As a % total number of convertible securities of the same class	
(I)	(II)	(III)	(IV)	(V)	(VII)	(VIII)	(IX)	(X)	(XI)	(XII)
77	Piramal Residences Pvt. Ltd.	-	-	-	-	-	-	-	-	-
78	Piramal Security Pvt. Ltd.	-	-	-	-	-	-	-	-	-
79	Piramal Shipyard Pvt. Ltd.	-	-	-	-	-	-	-	-	-
80	Piramal Sports Pvt. Ltd.	-	-	-	-	-	-	-	-	-
81	Piramal Systems & Technologies Pvt. Ltd.	-	-	-	-	-	-	-	-	-
82	Piramal Televentures Pvt. Ltd.	-	-	-	-	-	-	-	-	-
83	Piramal Texturising Pvt. Ltd.	-	-	-	-	-	-	-	-	-
84	Piramal Udgam Data Management Solutions	-	-	-	-	-	-	-	-	-
85	Piramal Urban Transport Network Pvt. Ltd.	-	-	-	-	-	-	-	-	-
86	Piramal Water Pvt. Ltd.	-	-	-	-	-	-	-	-	-
87	PRL Developers Pvt. Ltd.	-	-	-	-	-	-	-	-	-
88	PRL Properties LLP	-	-	-	-	-	-	-	-	-
89	PRL Realtors LLP	-	-	-	-	-	-	-	-	-
90	Propintel Advisors Pvt. Ltd.	-	-	-	-	-	-	-	-	-
91	Propiedades Realities Pvt. Ltd.	-	-	-	-	-	-	-	-	-
92	Silver Pearl Realty Pvt. Ltd.	-	-	-	-	-	-	-	-	-
93	Thaler Developers Pvt. Ltd.	-	-	-	-	-	-	-	-	-
94	The Ajay G. Piramal Foundation	-	-	-	-	-	-	-	-	-
95	The Sri Gopikrishna Trust	-	-	-	-	-	-	-	-	-
96	The Sri Govinda Trust	-	-	-	-	-	-	-	-	-
97	The Sri Hari Trust	-	-	-	-	-	-	-	-	-
98	The Sri Krishna Trust	-	-	-	-	-	-	-	-	-
99	Thoughtful Realtors Pvt. Ltd.	-	-	-	-	-	-	-	-	-
100	The Piramal Art Foundation	-	-	-	-	-	-	-	-	-
101	Vulcan Investments Pvt. Ltd.	-	-	-	-	-	-	-	-	-
102	V3 Designs LLP	-	-	-	-	-	-	-	-	-
	<b>TOTAL</b>	<b>178,535</b>	<b>74.39</b>	<b>0</b>	<b>0.00</b>	<b>0.00</b>	<b>0.00</b>	<b>0.00</b>	<b>0.00</b>	<b>178,535</b>



(I)(c)(i) Statement showing holding of securities (including shares, warrants, convertible securities) of persons belonging to the category "Public" and holding more than 1% of the total number of shares


Sr. No.	Name of the shareholder	Number of shares held	Shares as a percentage of total number of shares [i.e., Grand Total (A)+(B)+(C) indicated in Statement at para (I)(a) above]	Details of warrants		Details of convertible securities		Total shares (including underlying shares assuming full conversion of warrants and convertible securities) as a % of diluted share capital
				Number of warrants held	As a % total number of warrants of the same class	Number of convertible securities held	% w.r.t total number of convertible securities of the same class	
1	Sudhir Merchant	10,900	4.54	0	0.00	0	0.00	10,900
2	Arvind P Agarwal	9,500	3.96	0	0.00	0	0.00	9,500
3	Mangala P Malhotra	7,000	2.92	0	0.00	0	0.00	7,000
4	Innovador Realtors Pvt. Ltd.	4,300	1.79	0	0.00	0	0.00	4,300
<b>TOTAL</b>		<b>31,700</b>	<b>13.21</b>	<b>0</b>	<b>0.00</b>	<b>0</b>	<b>0.00</b>	<b>31,700</b>

(I)(c)(ii) Statement showing holding of securities (including shares, warrants, convertible securities) of persons (together with PAC) belonging to the category "Public" and holding more than 5% of the total number of shares of the company

Sr. No.	Name(s) of the shareholder(s) and the Persons Acting in Concert (PAC) with them	Number of shares	Shares as a percentage of total number of shares [i.e., Grand Total (A)+(B)+(C) indicated in Statement at para (I)(a) above]	Details of warrants		Details of convertible securities		Total shares (including underlying shares assuming full conversion of warrants and convertible securities) as a % of diluted share capital
				Number of warrants	As a % total number of warrants of the same class	Number of convertible securities held	% w.r.t total number of convertible securities of the same class	
	Nil	Nil	Nil	Nil	Nil	Nil	Nil	Nil
<b>Total</b>		<b>Nil</b>	<b>Nil</b>	<b>Nil</b>	<b>Nil</b>	<b>Nil</b>	<b>Nil</b>	<b>Nil</b>

(I) (d) Statement showing details of locked-in shares

Sr. No.	Name(s) of the shareholder(s)	Number of Locked in shares	Locked-in shares as a percentage of total number of shares [i.e., Grand Total (A)+(B)+(C) indicated in Statement at para (I)(a) above]
	Nil	Nil	Nil
<b>Total</b>		<b>Nil</b>	<b>Nil</b>




(II)(a) Statement showing details of Depository Receipts (DRs)

Sr. No.	Type of outstanding DR (ADRs, GDRs, SDRs, etc.)	Number of outstanding DRs	Number of shares underlying outstanding DRs	Shares underlying outstanding DRs as a percentage of total number of shares (i.e., Grand Total (A)+(B)+(C) indicated in Statement at para (I)(a) above)
	Nil	Nil	Nil	Nil
	<b>Total</b>	<b>Nil</b>	<b>Nil</b>	<b>Nil</b>

(II) (b) Statement showing holding of Depository Receipts (DRs), where underlying shares held by "Promoter/ Promoter Group" are in excess of 1% of the total number of shares

Sr. No.	Name of the DR Holder	Type of outstanding DR (ADRs, GDRs, SDRs, etc.)	Number of shares underlying outstanding DRs	Shares underlying outstanding DRs as a percentage of total number of shares (i.e., Grand Total (A)+(B)+(C) indicated in Statement at para (I)(a) above)
	Nil	Nil	Nil	Nil
	<b>Total</b>	<b>Nil</b>	<b>Nil</b>	<b>Nil</b>



(ii) (a) Statement showing the Voting Patterns of Shareholders, if more than one class of Shares/Securities is issued by the issuer

(Give description of voting rights for each class of security)

Class X: N.A.

Class Y: N.A.

Class Z: N.A.

Category Code	Category of Shareholder	Number of Voting Rights			Total Voting Rights (III+IV+V)	Total Voting Rights i.e.	
		Class X	Class Y	Class Z		As a percentage of (A+B)	As a percentage of (A+B+C)
(I)	(II)	(III)	(IV)	(V)	(VI)	(VII)	(VIII)
<b>(A)</b>	<b>Shareholding of Promoter and Promoter Group</b>						
1	<b>Indian</b>						
(a)	Individuals/ Hindu Undivided Family	-	-	-	-	-	-
(b)	Central Government/ State Government(s)	-	-	-	-	-	-
(c)	Bodies Corporate	-	-	-	-	-	-
(d)	Financial Institutions/ Banks	-	-	-	-	-	-
(e)	Any Others(Specify)	-	-	-	-	-	-
	<b>Sub Total(A)(1)</b>	-	-	-	-	-	-
2	<b>Foreign</b>						
a	Individuals (Non-Residents Individuals/ Foreign Individuals)	-	-	-	-	-	-
b	Bodies Corporate	-	-	-	-	-	-
c	Institutions	-	-	-	-	-	-
d	Any Others(Specify)	-	-	-	-	-	-
	<b>Sub Total(A)(2)</b>	-	-	-	-	-	-
	<b>Total Shareholding of Promoter and Promoter Group (A)= (A)(1)+(A)(2)</b>	-	-	-	-	-	-
<b>(B)</b>	<b>Public shareholding</b>						
1	<b>Institutions</b>						
(a)	Mutual Funds/ UTI	-	-	-	-	-	-
(b)	Financial Institutions / Banks	-	-	-	-	-	-
(c)	Central Government/ State Government(s)	-	-	-	-	-	-
(d)	Venture Capital Funds	-	-	-	-	-	-
(e)	Insurance Companies	-	-	-	-	-	-
(f)	Foreign Institutional Investors	-	-	-	-	-	-
(g)	Foreign Venture Capital Investors	-	-	-	-	-	-
(h)	Any Other (specify)	-	-	-	-	-	-
	<b>Sub-Total (B)(1)</b>	-	-	-	-	-	-
2	<b>Non-institutions</b>						
(a)	Bodies Corporate	-	-	-	-	-	-
(b)	Individuals	-	-	-	-	-	-
	(i) Individual shareholders holding nominal share capital up to Rs 1 lakh	-	-	-	-	-	-
	(ii) Individual shareholders holding nominal share capital in excess of Rs. 1 lakh.	-	-	-	-	-	-
(c)	Any Other (specify)	-	-	-	-	-	-
	<b>Sub-Total (B)(2)</b>	-	-	-	-	-	-
	<b>Total Public Shareholding (B)= (B)(1)+(B)(2)</b>	-	-	-	-	-	-
	<b>TOTAL (A)+(B)</b>	-	-	-	-	-	-
<b>(C)</b>	<b>Shares held by Custodians and against which Depository Receipts have been issued</b>	-	-	-	-	-	-
	<b>GRAND TOTAL (A)+(B)+(C)</b>	-	-	-	-	-	-

